

Scaled data based on original data using
LM-79-08 Approved Method: Electrical and Photometric Measurements of Solid-
State Lighting Products

Test Report Prepared for
Cooper Lighting Solutions
(formerly Eaton)

Brand: STREETWORKS

Report Number: P598281

Luminaire Tested: **PMM-SA1C-835-U-5WQ**

Issue Date: 5/27/2021

Test Information

Test Method: LM-79-08
Report Number: P598281
TEST IS SCALED FROM IESNA LM-79-08 TEST DATA (G2-1910-543-4)
Test Lab: INNOVATIONS CENTER
Issue Date: 5/27/2021
Manufacturer: COOPER LIGHTING SOLUTIONS (FORMERLY EATON)
Product Line: STREETWORKS
Catalog Number: PMM-SA1C-835-U-5WQ
Description: MESA POST TOP DECORATIVE LUMINAIRE. (1) LIGHTSQUARES WITH 16 LEDS EACH AND TYPE V WIDE OPTICS.
Light Source: -
Ballast/Driver: ELECTRONIC DRIVER

Summary

Lumens per Lamp: N/A
Luminaire Lumens: 5547 lumens
Efficiency: N/A
Efficacy: 94.0 lumens/watt
Luminous Opening: Rectangular (W 0.5' x L: 0.5' x H: 0')
IES Classification: Type V - Short
BUG Rating: B3 - U0 - G1

Input Watts (W): 59
Input Voltage (V): NR
Input Current (Ain): NR
Voltage Rise (V): NR
Power Factor: NR
Total Harmonic Distortion (THDi): NR
Frequency (hertz): 60
Stabilization Time: NR
Operation Time: NR
Ambient Temperature (°C): NR
Test Distance: 28.75 FT

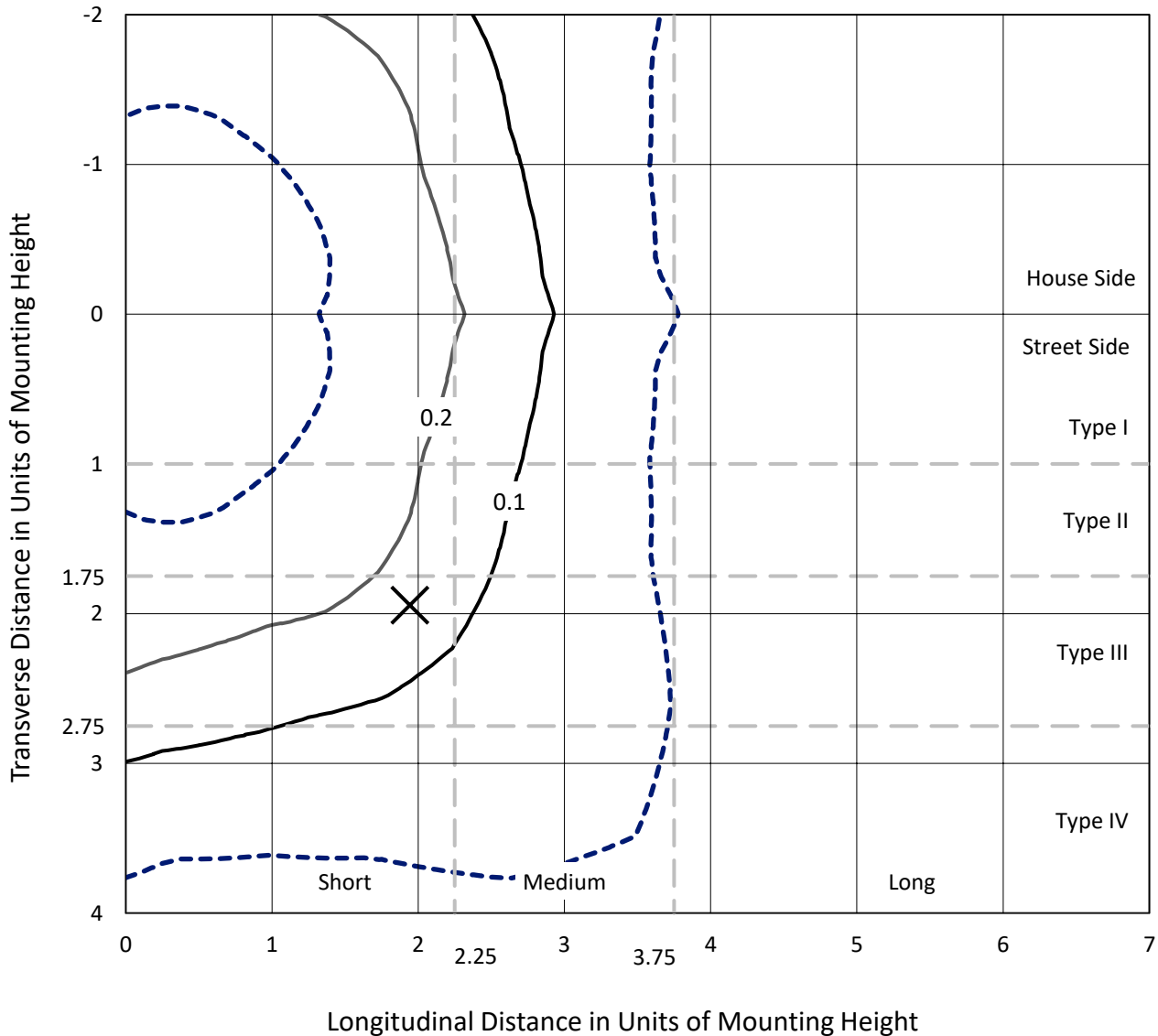


REPORT NUMBER: P598281

CATALOG NUMBER: PMM-SA1C-835-U-5WQ

Iso-Footcandle Lines of Horizontal Illumination

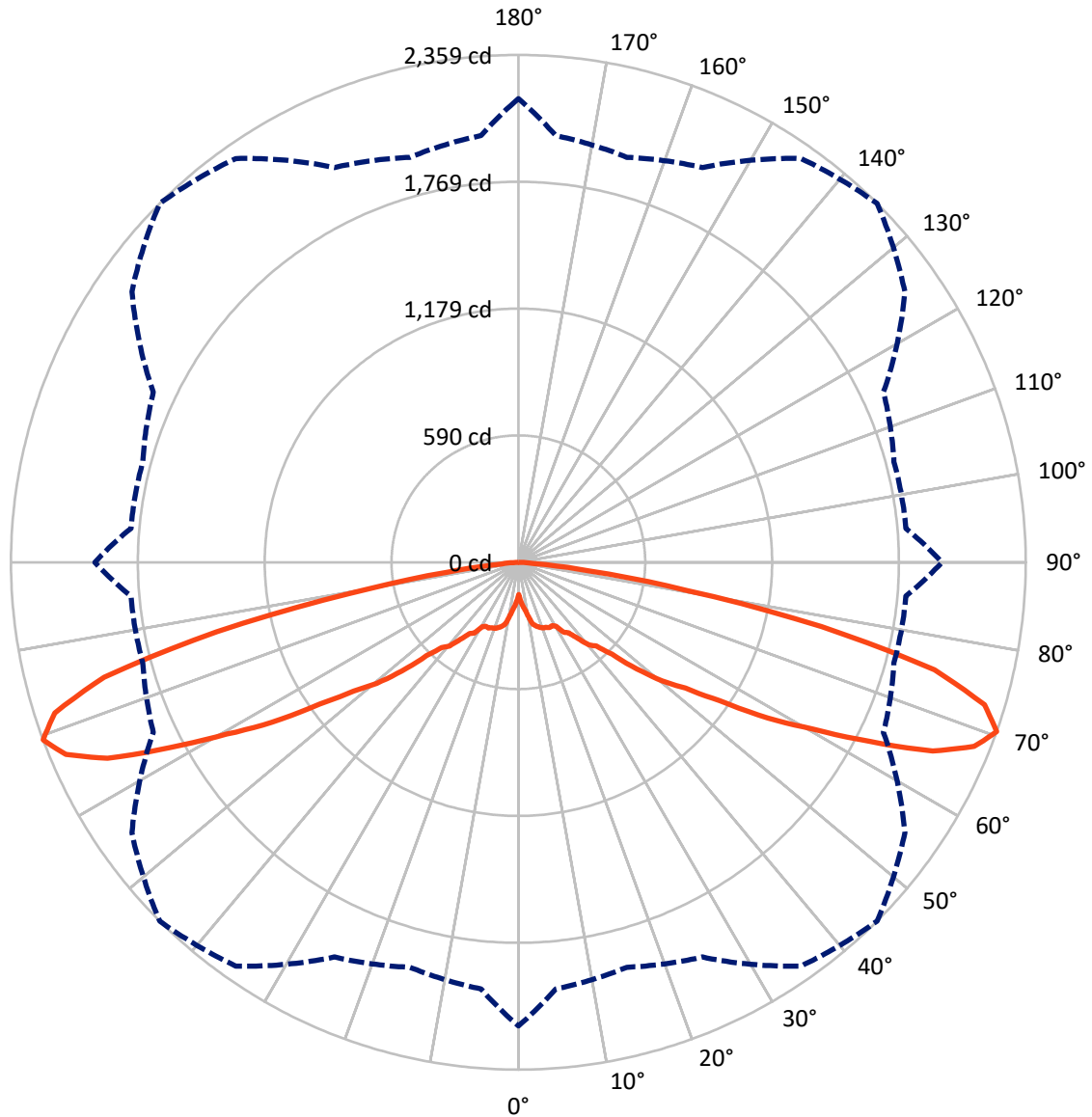
× Max cd
 - - - 1/2 Max cd



Based on 25 foot mounting height. Maximum calculated value = 0.5 fc
 Type V - Short - N/A

REPORT NUMBER: P598281
CATALOG NUMBER: PMM-SA1C-835-U-5WQ

Luminous Intensity Polar Plot



— Vertical Plane Through 45-Deg Lateral - - - Horizontal Cone Through 70-Deg Vertical

REPORT NUMBER: P598281

CATALOG NUMBER: PMM-SA1C-835-U-5WQ

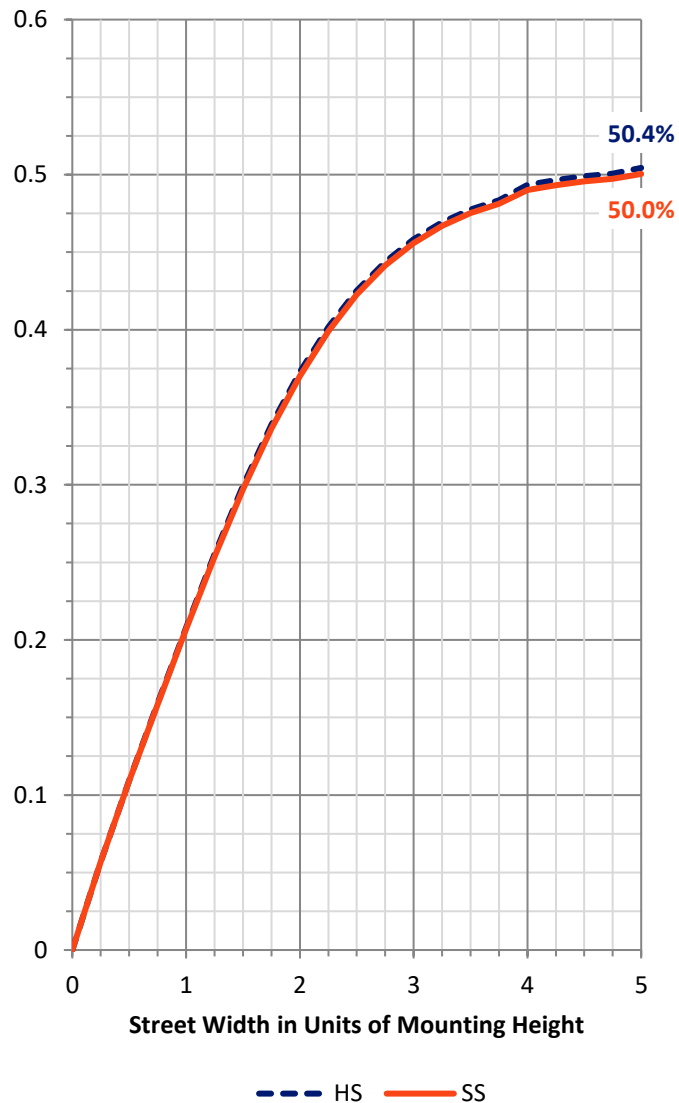
FLUX DISTRIBUTION:

		Downward	Upward	Total
House Side	Lumens	2773.5	0.0	2773.5
	% Fixture	50.0	0.0	50.0
Street Side	Lumens	2773.5	0.0	2773.5
	% Fixture	50.0	0.0	50.0
Total	Lumens	5547.0	0.0	5547.0
	% Fixture	100.0	0.0	100.0

ZONAL LUMENS:

Zone	Lumens	% Fixture
0°-10°	21.8	0.4
10°-20°	87.3	1.6
20°-30°	165.1	3.0
30°-40°	287.6	5.2
40°-50°	549.7	9.9
50°-60°	1065.9	19.2
60°-70°	1866.5	33.6
70°-80°	1402.8	25.3
80°-90°	100.4	1.8
90°-100°	0.0	0.0
100°-110°	0.0	0.0
110°-120°	0.0	0.0
120°-130°	0.0	0.0
130°-140°	0.0	0.0
140°-150°	0.0	0.0
150°-160°	0.0	0.0
160°-170°	0.0	0.0
170°-180°	0.0	0.0
0°-90°	5547.0	100.0
0°-180°	5547.0	100.0

Coefficient of Utilization



REPORT NUMBER: P598281

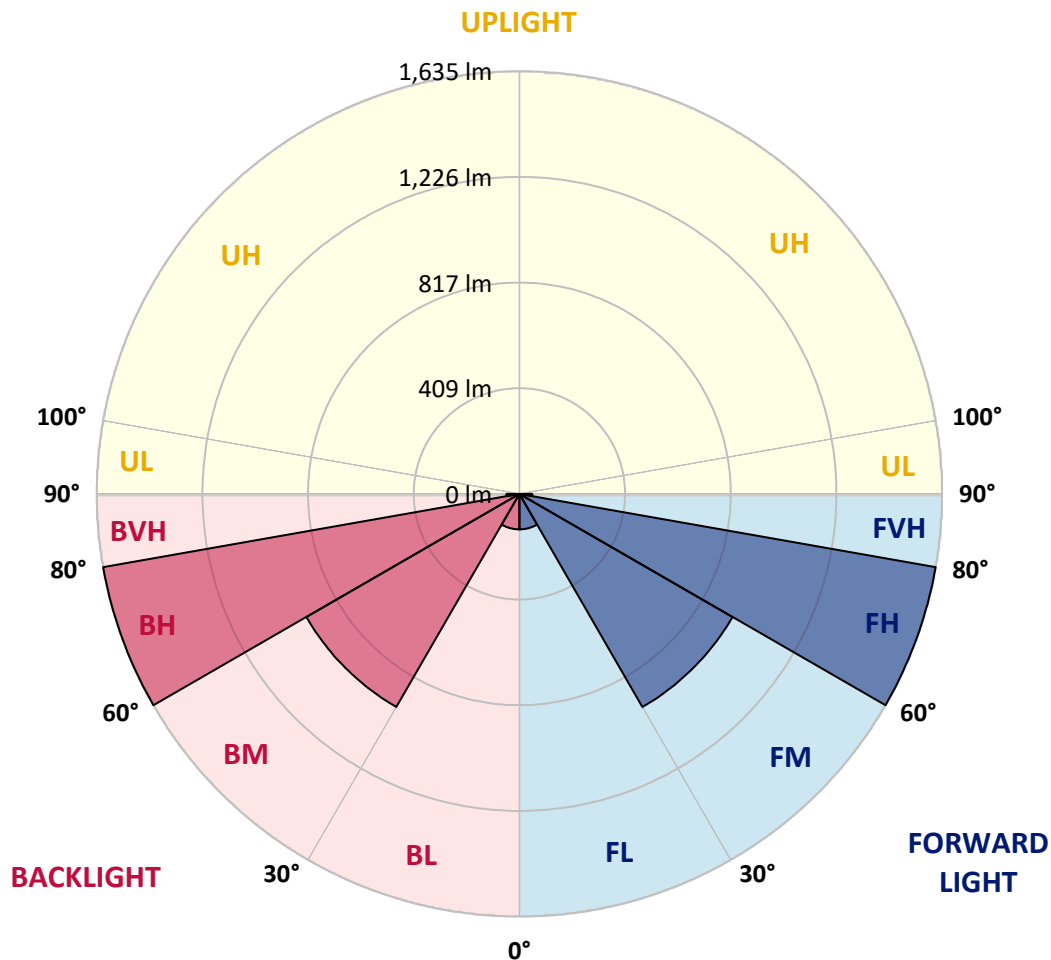
CATALOG NUMBER: PMM-SA1C-835-U-5WQ

LUMINAIRE CLASSIFICATION SYSTEM LUMEN TABLE AND BUG RATING:

Zone	Lumens	% Fixture	Zone Rating/Lumen Limit		
			B	U	G
FL (0°-30°)	137.1	2.5			
FM (30°-60°)	951.6	17.2			
FH (60°-80°)	1634.6	29.5			G1/1800
FVH (80°-90°)	50.2	0.9			G1/100
BL (0°-30°)	137.1	2.5	B1/500		
BM (30°-60°)	951.6	17.2	B1/1000		
BH (60°-80°)	1634.6	29.5	B3/2500		G1/1800
BVH (80°-90°)	50.2	0.9			G1/100
UL (90°-100°)	0.0	0.0		U0/0	
UH (100°-180°)	0.0	0.0		U0/0	

BUG Rating: B3-U0-G1

Type V Short





REPORT NUMBER: P598281
 CATALOG NUMBER: PMM-SA1C-835-U-5WQ

CANDELA DISTRIBUTION (FULL):

	0°	5°	15°	25°	35°	45°	55°	65°	75°	85°	90°
0°	150.0	150.0	150.0	150.0	150.0	150.0	150.0	150.0	150.0	150.0	150.0
2.5°	182.5	179.7	170.9	171.3	175.4	175.8	176.2	170.9	169.6	180.5	181.2
5°	231.8	225.3	218.8	216.3	212.4	201.6	213.5	214.8	217.3	225.7	229.6
7.5°	264.7	256.7	247.9	242.5	232.0	223.2	232.8	240.8	246.0	255.4	260.8
10°	270.9	266.2	265.8	256.3	254.4	257.6	256.9	257.2	264.9	265.1	268.3
12.5°	290.5	293.9	287.3	284.0	286.0	293.9	287.5	284.7	286.6	295.5	291.8
15°	316.1	320.2	310.1	304.9	299.8	307.3	300.6	305.6	311.8	318.3	315.0
17.5°	344.5	344.7	331.0	311.8	316.3	317.4	315.0	310.9	328.8	344.3	342.8
20°	360.0	359.8	336.1	310.1	323.4	325.8	323.6	309.7	336.6	357.9	357.2
22.5°	375.9	371.2	342.8	321.7	326.7	328.6	323.6	322.4	342.8	372.5	372.3
25°	384.5	388.6	357.4	344.3	340.2	335.7	340.0	342.2	361.7	390.8	382.4
27.5°	411.4	404.8	361.7	360.4	351.8	334.0	348.8	359.4	360.4	407.4	416.0
30°	435.8	438.3	381.1	383.0	367.3	344.7	367.8	384.5	387.8	438.8	437.9
32.5°	461.6	462.7	415.5	395.5	388.8	388.0	379.2	393.8	419.2	460.1	461.8
35°	500.7	509.6	446.3	419.4	411.0	402.4	410.2	423.3	446.9	508.3	504.0
37.5°	590.5	576.5	513.2	457.5	451.9	448.5	454.7	464.2	512.6	578.0	598.0
40°	653.1	646.4	560.4	520.5	485.3	503.8	489.1	525.7	565.7	646.9	659.8
42.5°	750.1	720.5	632.0	582.7	546.2	533.0	541.2	589.0	640.0	730.4	755.7
45°	843.3	797.5	721.7	678.3	622.8	609.0	620.0	676.1	735.1	806.5	851.3
47.5°	938.4	891.1	807.8	745.0	699.6	740.7	704.7	758.1	816.9	899.9	939.7
50°	1037.2	984.7	902.5	834.1	830.2	866.6	823.5	850.9	905.3	991.4	1038.3
52.5°	1150.6	1094.0	1011.8	965.6	974.6	972.2	963.6	958.7	1012.2	1096.8	1152.6
55°	1285.5	1224.4	1158.8	1137.5	1162.5	1135.6	1148.2	1146.5	1154.3	1214.7	1279.9
57.5°	1448.7	1379.6	1313.7	1309.0	1341.1	1366.5	1343.9	1311.4	1297.8	1356.6	1431.2
60°	1654.2	1569.4	1497.1	1482.2	1573.7	1573.5	1553.0	1480.3	1475.1	1541.6	1631.6
62.5°	1881.2	1777.9	1698.9	1675.2	1818.6	1834.7	1771.0	1640.6	1667.3	1720.9	1827.6
65°	2074.0	1949.8	1876.2	1869.8	2044.9	2116.2	1975.4	1797.0	1805.7	1850.2	1965.8
67.5°	2199.7	2050.1	1991.6	2022.8	2240.5	2285.1	2154.3	1901.6	1871.1	1889.6	2027.7
70°	2155.5	1991.1	1949.0	2024.7	2291.1	2358.5	2192.8	1872.4	1807.4	1808.2	1968.8
72.5°	1821.4	1664.9	1684.9	1823.9	2171.5	2265.9	2014.6	1691.2	1558.2	1555.0	1700.6
75°	1204.4	1099.8	1178.8	1395.5	1805.2	1998.5	1669.2	1325.6	1158.8	1104.6	1217.1
77.5°	526.8	513.4	579.9	824.8	1230.7	1440.3	1195.8	865.9	630.3	524.2	572.6
80°	141.2	138.2	173.4	312.9	599.1	793.2	647.1	345.4	180.3	131.3	139.2
82.5°	51.4	52.7	64.3	87.6	197.3	334.0	215.0	100.9	68.2	55.9	55.9
85°	22.4	21.7	31.2	35.1	53.8	75.5	61.8	42.8	34.4	25.8	24.7
87.5°	6.0	7.5	10.5	11.0	14.0	11.4	16.4	15.1	12.9	9.0	7.3
90°	0.0	0.0	0.0	0.0	0.0	0.0	0.0	0.0	0.0	0.0	0.0

(END OF REPORT)